

Lesson Plan No 26

Date: 23rd October 2019

Class: Grade 5B

Level: UTEL 1

Topic of the lesson: Town and city

Lesson focus: Grammar (Prepositions: in, on, under, in front of, behind, next to, and between)

Number of the participants: 15- 20 students

Time duration: 120 minutes (Four periods)

Learning outcomes:

On the successful completion of this lesson students will be able to,

- sing a song with prepositions
- express the position of several objects using prepositions
- identify the relevant preposition that matches with given pictures
- use prepositions in sentences
- choose the suitable prepositions to describe the position of objects in the given map

Assumptions: Students can recognize the relevant words for the given pictures

Anticipated Problem: Students may unwilling to repeat the song

Possible Solution: If necessary, take the students to the ground and practice the song instead of being in the class and do it.

Material and equipment:

- Chits (Appendix 1)
- Preposition song (MP4, Mp3)
- Appendix 2(Pictures)
- Appendix 4 (Pictures)
- Laptop
- Song lyrics sheets (Appendix 3)
- Real objects found in the class
- Cello tape
- White board
- Sissor
- Marker pens
- Activity sheet 1 (Appendix 5)
- Activity sheet 2 (Appendix 6)

Procedure:

Day 1: (60 mins)

Time	Procedure	Stage aim (SA) and Material Used (MU)	Teacher Role	Student Role	Interaction
5 mins	Ask randomly selected students to come to the front and select a chit (Appendix 1) and do the hangman game	SA: Warm-up MU: Chits (Appendix 1)	Teacher will monitor and instruct the class	Students will engage in the task actively by guessing the words	Randomly selected students – Whole class

20 mins	Let the students to hear the preposition song for 3 times (mp4). Explain the meaning of the song. Then practice the song (mp3) with the students by showing the pictures (Appendix 2) (if necessary, take the students to the ground)	SA: Listening and practicing the song MU: Laptop Preposition song Pictures (Appendix 2)	Teacher will play the song and instructs the students. She will do drilling with the students by showing the pictures	Students will listen to the song. Then they will practice the song with the use of pictures	Teacher – Whole class
15 mins	Divide the class into 4 groups and ask each group to sing the song At the end distribute the song lyric sheets and ask the students to paste it in their exercise book	SA: Practicing the song MU: Song lyrics sheets (Appendix 3)	Teacher will monitor and help the students	Students will engage in the task	Teacher- Groups
15 mins	Ask them to be in a pair and give them pictures (that is used for the song) and instruct them to hold a	SA: Speaking MU:	Teacher will instruct the students and do the two example dialogues with a student	Students will say a mini dialogue with their partner by turn taking	Among peers- Teacher

	picture for one student and ask the question “Where is the fox?” and let the other to answer and change the roles	Pictures	Teacher will move around and help the students and give feedback		
5 mins	Sing the song again to recap the verbs that they have learnt	SA: Recapping	Teacher will help the students to sing the song	Students will sing the song by doing the actions	Teacher- Whole class

Take Home Task

Ask them to draw a picture of any line that they can remember from the song

Ex: The bear is on the chair

Day 2: (60 mins)

Time	Procedure	Stage aim (SA) and Material Used (MU)	Teacher Role	Student Role	Interaction
5 mins	Divide the class into 5 groups	SA: Warm-up activity	Teacher will monitor the class	Students will sing the song	Teacher- whole class

	<p>Altogether sing the song that they learnt yesterday as a warmer</p> <p>If they forget the song show the Appendix 2 to help them</p>	<p>MU: Appendix 2</p>			
20 mins	<p>Show pictures in the appendix 4 one by one and ask questions from the groups</p> <p>Ex: Where is the ball?</p> <p>Paste the pictures on the white board and write the relevant preposition under the picture</p> <p>Then using the real objects in the class ask questions from the students</p>	<p>SA: Teaching the prepositions by allowing students to speak and identify the relevant preposition</p> <p>MU: Appendix 4 Real objects found in the class Cello tape White board Sissor Marker pens</p>	<p>Teacher will teach the meanings of the prepositions</p> <p>Teacher will instruct and monitor the class</p>	<p>Students will actively engage in the task</p>	<p>Teacher- Groups</p>

	Ex: where is the pen? (put the pen in to the purse and ask the questions)				
15 mins	Distribute the activity sheet 1 (Appendix 5) and instruct them to underline the suitable prepositions for the given sentences by looking at the map	<p>SA: Pair work (identification of the relevant prepositions that match with the pictures)</p> <p>MU: Activity sheet 1 (Appendix 5)</p>	<p>Teacher will monitor and instruct the students</p> <p>Tell them that they will be given 10 mins to complete the task and teacher will do the first one with the students</p> <p>Feedback will be provided as the whole class and the first group who finish it correctly will get the “happy face” sticker and their sheet will be paste on the board</p>	Students will actively engage in the task	Pair work
15 mins	Distribute the activity sheet 2 (Appendix 6) and	<p>SA: Writing</p>	Teacher will instruct the students	Students will actively engage in the task	Individual task

	ask the students to fill the blanks with the suitable prepositions	MU: Activity sheet 2 (Appendix 6)	Tell them that they will be given 10 mins to complete the task and teacher will do the first one with the students The feedback will be given in the next class after marking all the answer sheets. The ones who do it correctly will get the “happy face” sticker		
5 mins	Do the “Simon Says” game with students to recap the preposition that they have learnt today	SA: Recapping	Teacher will instruct the students Ex: Stand behind your desk. Put your foot under a desk. Put your hand on top of your head.	Students will actively engage in the task	Teacher- Whole class

			Stand between the chair and desk Stand next to your friend Stand in front of the white board Take out a book in your bag		
--	--	--	--------------------------------------------------------------------------------------------------------------------------------------------	--	--

Take Home Task:

Ask the students to write five sentences using prepositions to describe the objects at home.

Appendix 1: Chits

Mouse

Chair

Classroom

Tree

Snake

Under

Bear

Behind

House

Between

Appendix 2: Pictures



Appendix 3: Preposition Song

	Where is the snake?	In on under
One two three four	The snake is on the cake	Infront of behind
Where is the mouse?	Where are you?	Next to between
The mouse is in the house	I'm on the chair too	One two three four
Where is the cat?	In on under	Where is the D?
The cat is in the hat	Infront of behind	The D is in front of the C
Where are you?	Next to between	Where is the C?
I'm in the class	One two three four	The C is behind the D
In on under	Where is the fox?	Where is the E?
Infront of behind	The fox is under the box	The E is next to D
Next to between	Where is the rose?	Where are you?
One two three four	The rose is under the nose	I'm between C and E
Where is the bear?	Where are you?	
The bear is on the chair	We are under the tree	

Appendix 4: Pictures



Appendix 5: Activity Sheet 1

Names:

Look at the map and underline the suitable prepositions to fill the blanks.



(source: <https://www.google.com/url?sa=i&source=images&cd=&ved=2ahUKEwiWt5...>)

0. There is a netball court (behind / on) the school.
1. There is a cat (in / on) the roof of the restaurant.
2. There is a boy (under / behind) the tree.
3. There is a dog (in front of / behind) a building.

4. There is a tree (between / behind) the bank and the library.
5. There is a car (behind / in front of) the library.
6. There is a pond (in / on) the park.
7. There is a motorist (between / next to) the restaurant.
8. There is a bench (behind / in front of) a tree.
9. There is a pond (between / behind) the two trees.
10. There is a bus (under / next to) the restaurant.

Answer Key: Activity 1













0. There is a netball court (behind / on) the school.
1. There is a cat (in / on) the roof of the restaurant.
2. There is a boy (under / behind) the tree.
3. There is a dog (in front of / behind) a building.
4. There is a tree (between / behind) the bank and the library.
5. There is a car (behind / in front of) the library.
6. There is a pond (in / on) the park.
7. There is a motorist (between / next to) the restaurant.
8. There is a bench (behind / in front of) a tree.
9. There is a pond (between / behind) the two trees.
10. There is a bus (under / next to) the restaurant.

Appendix 6: Activity Sheet 2

Name:

Fill in the blanks choosing the correct preposition from the given box to describe the pictures.

on / under / in front of / on / next to / under / in / in front of / between / behind / behind / next to

 <p>0. The cat is sleeping the blue chair.</p>	 <p>1. There is a big tree the house.</p>	 <p>2. The teacher is standing the blackboard.</p>	 <p>3. There is a girl the books.</p>	 <p>4. The dog is standing his kennel.</p>	 <p>5. There is a boy the table.</p>
 <p>6. The cat is relaxing the bag of his owner.</p>	 <p>7. There is a man the car.</p>	 <p>8. The ball is the cat and the dog.</p>	 <p>9. The children are sitting the television.</p>	 <p>10. There is a wool ball the cat.</p>	 <p>11. The boy is sitting the wall.</p>

Answer key: Activity 2




0. The cat is sleeping **under** the blue chair.



1. There is a big tree **behind** the house.



2. The teacher is standing **in front of** the blackboard.



3. There is a girl **behind** the books.



4. The dog is standing **on** his kennel.



5. There is a boy **under** the table.



6. The cat is relaxing **in** the bag of his owner.




7. There is a man **next to** the car.



8. The ball is **between** the cat and the dog.



9. The children are sitting **in front of** the television.



10. There is a wool ball **next to** the cat.



11. The boy is sitting **on** the wall.